

## POWER SUPPLY 3-PHASE, 48 V DC DIMENSION C SERIES

CT10.481

SPÄNN.AGG.380-480V,48VDC/5A

- Output current of 5 A
- Up to 92.8% efficiency
- Integrated primary fuses
- High reliability



### PRODUCT DESCRIPTION

Puls Dimension C is a series of very high quality, reliability and performance.

CT10 has built primary fuses that make it possible to connect the unit without the need for intermediate fuses up to 32 A (UL) which saves space and money. The efficiency is high over a wide load range, which results in reduced power consumption and longer life regardless of load current. An average efficiency of 50% to 100% load is 92% with a peak value of 92.8%.

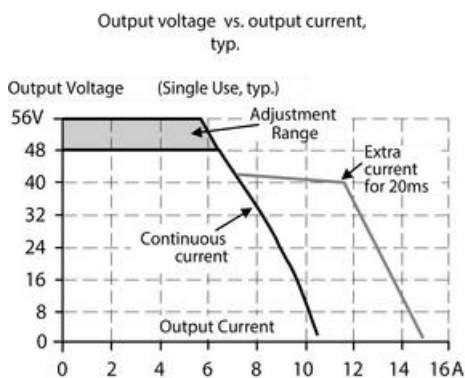
The short circuit current is 3 x rated current for 20 ms, which helps secondary fuses. Power boost of 20% enables higher current extraction without voltage drops. This is especially useful during start-ups and to bridge the current peaks in the application. Power can be used continually up to +45°C and short periods from +45°C to +60°C.

Active transient ensure operation also in very interference rich electrical environment in addition, CT10 active inrush current protection, which means a very low starting current, even if the unit has been in operation for a longer time. Especially useful for redundant/parallel-connected systems.

Power supply connected with 3 stages but can operate on only two phases, taking into account the loading and ambient temperature.

We recommend free space of 40 mm above and 20 mm below the unit, and 5 mm on the sides.

Power reserve



### SPECIFICATIONS

<b>Input voltage range</b>	Wide-range
<b>Number of phases</b>	3
<b>Input voltage AC</b>	380-480 V
<b>Input voltage ac min</b>	323 V AC
<b>Input voltage ac max</b>	576 V AC
<b>Input voltage dc min</b>	450 V DC
<b>Input voltage dc max</b>	780 V DC
<b>Inrush current at 400 V ac typical</b>	4 A
<b>Power Factor at 400 V AC, full load. Typical</b>	0,53
<b>Supply Frequency</b>	50-60 ±6 %
<b>Power consumption at 400 V ac</b>	0,7 A
<b>Type Power Supply</b>	AC-DC
<b>Output voltage</b>	48 V DC
<b>Output voltage min</b>	48 V DC
<b>Output voltage max</b>	56 V DC
<b>Output Current</b>	5 A
<b>Effect</b>	240 W
<b>Power Reduction Of 60 To 70 ° C</b>	6 W/°C
<b>Ripple. max</b>	50 mV pp
<b>Temperature Range Without Derating From</b>	-25 °C
<b>Temperature Range Without Derating To</b>	60 °C
<b>Efficiency At 400 V AC. Typical</b>	92 %
<b>Efficiency At 400 V AC, full load. Typical</b>	92,8 %
<b>Lifetime at 400 V ac, full load and +40 ° C</b>	122000 h
<b>MTBF (IEC 61709) 400 V ac, max loan, +40 °C</b>	1051000 h
<b>Width</b>	62 mm
<b>Height</b>	124 mm
<b>Depth</b>	117 mm
<b>Weight</b>	0,75 kg
<b>Clamp type</b>	Screw
<b>Series</b>	Dimension C

## Approvals

ABS, CB, CE, CSA US, cRUus, cULus, GL

## Material Protection

Aluminium

## Hold-up time at 400 V AC, full load. Typical.

34 ms

## IP Class

IP20

## Active Transient

Yes

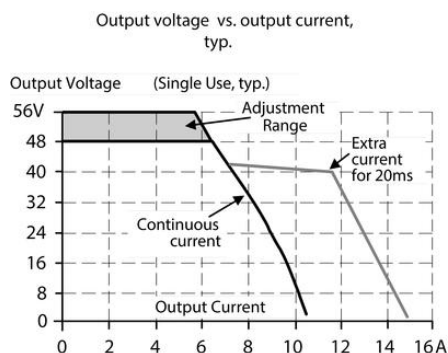


Fig. 14-1 Output current vs. ambient temp.

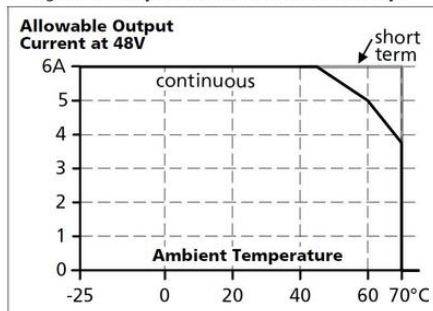


Fig. 8-1 Efficiency vs. output current at 48V, typ., 3-phase operation

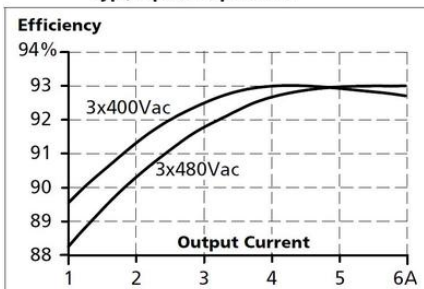
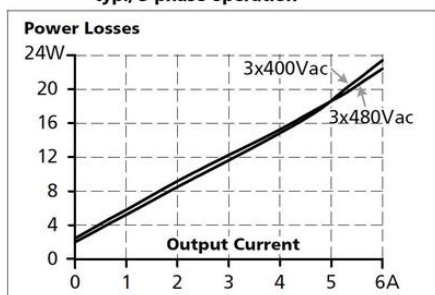


Fig. 8-2 Losses vs. output current at 48V, typ., 3-phase operation



Maximal wire length for a magnetic (fast) tripping \*):

	0.75mm <sup>2</sup>	1.0mm <sup>2</sup>	1.5mm <sup>2</sup>	2.5mm <sup>2</sup>
C-2A	52m	70m	94m	148m
C-3A	33m	42m	64m	97m
C-4A	19m	23m	33m	48m
C-6A	8m	9m	13m	22m
C-8A	-	-	-	-
C-10A	-	-	-	-
B-6A	18m	22m	33m	46m
B-10A	4m	5m	10m	13m

Fig. 10-1 Front side



Fig. 20-1 **Front view**

